

Backlights provide a contrast between the profile and the bottom of the piece. With this kind of lighting can be emphasized the edges of the piece whit regard to its surface.



**LIGHTING TECHNIQUE**

**Lighting mode:** Backlight, Brightfield  
**Light source:** 240 LEDs  
**Colour (nm):** See table 1  
**LED life:** Until 100.000 hours

**MECHANICAL**

**LxWxH:** See external plane  
**Mounting:** 10 (M4)  
**Housing material:** Black anodized aluminium  
**Weight:** 590g

**BKL**

**ELECTRICAL**

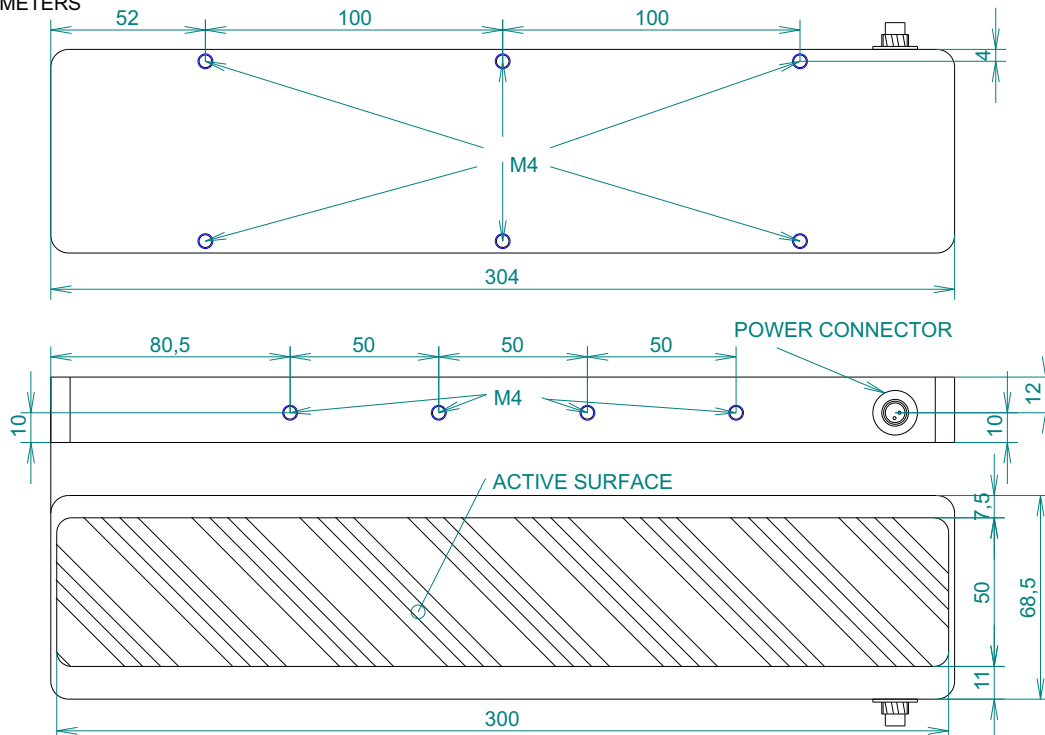
**Max. power supply:** 24VDC (Continuous models)  
**Max. consumption:** 300mA  
**Wire include:** VCB018 (See table 2)  
**Wire terminal:** Brown -> 24VDC  
 Blue -> 0V (GND)

**ENVIRONMENTAL**

**Max. Operating Humidity:** 95% non-condensing  
**Operating temp:** 0..40°C  
**Storage temp:** 0..60°C

**EXTERNAL PLANE**

ALL UNITS IN MILLIMETERS



### MODELS

Table 1.

Ligth colour	Wavelength	Type	Reference
Blue	470nm	Continuous	BKL3005A-470C
Blue	470nm	Strobe	BKL3005A-470S
Green	525nm	Continuous	BKL3005A-525C
Green	525nm	Strobe	BKL3005A-525S
Red	630nm	Continuous	BKL3005A-630C
Red	630nm	Strobe	BKL3005A-630S
White	-----	Continuous	BKL3005A-W00C
White	-----	Strobe	BKL3005A-W00S
Others	-----	-----	Consult

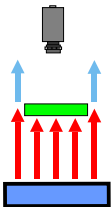
### COMPLEMENTS

Table 2.

Complement	Type	Reference
Wire 1.8 m	Wire	VCB018
Wire 2.5 m	Wire	VCB025
Wire 4.0 m	Wire	VCB040
Strobe controller whit 3 outputs	Strobe	VST33I

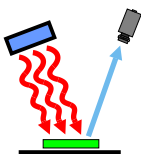
### LIGHTING MODES

#### UNIFORM DIFFUSE BACK LIGHT



The camera faces on the source of light, showing a uniform white surface. Any object interposed between the camera and the source of light produces a shadow detected by the camera as a black shape on the white background, obtaining maximum contrast. Used to measures the profiles of the pieces and also the transmission and impurities in transparent and traslucid objects.

#### BRIGHT FIELD



The light source is uniform and diffuse, and falls on a little angle of the reflecting surface of the object to inspect. The camera is placed in the same angle so that we can have a reflected image of the light source in the surface of the inspected object. A dark spot will appear in the image taken by the camera if there is any imperfection in the object. The dark spot is due to the variation of the angle of reflection that produces the imperfection on regard to the angle of the incident light, losing the reflect of the lighting source.